

TransQuip

Mirrors



Mirrors

Mirrors



Fixed and flexible mounting options

MIRROR HEADS

The right mirror is a crucial safety tool and can save costly and dangerous accidents. With our range you'll:

- Find something for nearly every commercial vehicle.
 - Have a range of vision options - we stock flat and convex glass and wide vision spotter mirrors.
- If you can't find the right mirror here then give us a call - we'll find it for you and deliver it fast.

	Part Number	Description	Side	Mirror Surface	Vehicle Application
	1001 L 1001R	Mirror head, 190 x 155, 3 hole mount	Left Right	Flat	Nissan Navara
	1002	Mirror head, 245 x 145 Universal Mount	Uni	Convex	
	1004	Mirror head, 167 x 130, 4 bolt mount with arm and swivel, or threaded stud mount	Uni	Flat	
	1030	Mirror head, 312 x 190, 17mm ball mount	Uni	Convex	

	Part Number	Description	Side	Mirror Surface	Vehicle Application
	1031	Mirror head, 370 x 180, 16mm arm mount	Uni	Convex	Mercedes
	1032	Mirror head, 187 x 150, 16mm ball mount	Uni	Convex	Jeep, Toyota Landcruiser
	1033	Mirror head, 254 x 155, 16mm arm mount	Uni	Flat	
	1034B (ball)	Mirror head, 304 x 152, 17mm ball or threaded stud	Uni	Convex	
	1034C (clamp)	Mirror head, 304 x 152, to clamp on arm	Uni	Convex	
	1035	Mirror head, 310 x 237 16mm arm mount	Uni	Convex	
	1036	Mirror head, 275 x 185 17mm ball mount	Uni	Convex	Toyota, Daihatsu
	1037	Mirror head, 247 x 163 17mm ball mount	Uni	Convex	Toyota Coaster
	1038	Mirror head, 212 x 150 16mm ball mount	Uni	Convex	Daihatsu
	1039	Mirror head, 275 x 188 16mm ball mount	Uni	Convex	Daihatsu


	Part Number	Description	Side	Mirror Surface	Vehicle Application
	1040	Mirror head, 312 x 175 17mm ball mount	Uni	Convex	
	1041	Mirror head, 325 x 173, 30mm ball mount	Uni	Convex	Mitsubishi FK/Fuso
	1042	Mirror head, 250 x 135, 16mm ball or threaded stud mount	Uni	Convex	Mazda
	1044	Mirror head, 225 x 125, 16mm ball or threaded stud mount	Uni	Convex	Mazda
	1045	Mirror head, 262 x 162, 20mm arm / 25mm ball, or 15mm arm with insert mount	Uni	Convex	Nissan
	1046	Mirror head, 245 x 131, 16mm ball mount	Uni	Convex	Mitsubishi Canter
	1047	Mirror head, 212 x 118, 16mm ball mount	Uni	Convex	Toyota
	1048	Mirror head, 156 x 100, 16mm ball mount	Uni	Convex	Nissan E20
	1049	Mirror head, 178 x 127, 16mm arm mount	Uni	Flat	Jeep, Fiat
	1050	Mirror head, 250 x 168, 17mm ball mount	Uni	Convex	Isuzu

	Part Number	Description	Side	Mirror Surface	Vehicle Application
	1051	Mirror head, 325 x 170, 17mm ball mount	Uni	Convex	Isuzu
	1053	Mirror head, 280 x 175, 17mm ball mount	Uni	Convex	Mitsubishi Canter FE
	1054	Mirror head, 250 x 155, 18mm arm mount	Uni	Convex	Scania
	1055	Mirror head, 430 x 232, 18mm arm mount	Uni	Convex	Scania
	1056	Mirror head, 200 x 150 3 bolt mount	RH	Convex	Toyota Dyna
	1057	Mirror head, 430 x 205, 17-19mm Arm mount	Uni	Convex	Mercedes
	1058	Mirror head, 330 x 195, 31mm ball, or right angle arm mount	Uni	Convex	Bus
	1059	Mirror head, 212 x 150, 3 bolt mount	RH	Convex	Nissan
	1060	Mirror head, 312 x 162, 17mm ball mount	Uni	Flat	Mazda
	1061			Convex	
	1062	Mirror head, 325 x 235, 30mm ball mount	Uni	Convex	Mitsubishi FK/FV

	Part Number	Description	Side	Mirror Surface	Vehicle Application
	1063	Mirror head, 225 x 205, 30mm ball mount	Uni	Convex	Mitsubishi FK/FV
	1064	Mirror head, 335 x 180, 38mm ball or 20mm arm mount	Uni	Convex	Toyota, Hino, Isuzu
	1065	Mirror head, 320 x 240, 38mm ball or 22mm arm mount	Uni	Convex	Hino, Isuzu
	1067	Mirror head, 255 x 255 30mm ball or drilled rod mount	Uni	Convex	Hino, Isuzu
	1068	Mirror head, 215 diameter, 30mm ball or drilled rod mount	Uni	Convex Spotter	Hino, Isuzu
	1070	Mirror head, 325 x 250 28-30mm ball mount	Uni	Convex	Nissan
	1071	Mirror head, 350 x 200, 28-30mm ball mount	Uni	Convex	Nissan
	1072	Mirror head, 250 x 250, 30mm ball mount	Uni	Convex	Nissan
	1073	Mirror head, 260 diameter 28mm ball mount	Uni	Convex Spotter	Nissan CW
	1074	Mirror head, 320 x 180, 28mm ball mount	Uni	Convex	Nissan CW



	Part Number	Description	Side	Mirror Surface	Vehicle Application
	1075	Mirror head, 300 x 215, 32mm ball mount	Uni	Convex	Nissan CW
	1076	Mirror head, 240 x 240, 32mm ball mount	Uni	Convex	Nissan CW
	1077	Mirror head, 267 x 165 28-30mm ball mount	Uni	Convex	Isuzu NKR/NHR
	1078	Mirror head, 323 x 185, 28-30mm ball mount	Uni	Convex	Mazda T4000, Isuzu NPR
	1079	Mirror head, 280 x 172, 20-22mm ball	Uni	Convex	Toyota
	1101	Mirror head, 146 diameter, 16mm arm mount 16mm ball	Uni	Convex Spotter	
	1102	Mirror head, 144 diameter, 12mm ball mount	Uni	Convex Spotter	Daihatsu
	1103	Mirror head, 200 diameter, 16mm arm or 16mm ball mount	Uni	Convex Spotter	
	1104	Mirror head, 145 diameter, 16mm arm or 16mm ball mount	Uni	Convex Spotter	
	1105	Mirror head, 145 diameter, 16mm ball mount	Uni	Convex Spotter	Isuzu, Mitsubishi

	Part Number	Description	Side	Mirror Surface	Vehicle Application
	1107	Mirror head, 145 diameter, 16mm ball, or shaft with bolt hole mount	Uni	Convex Spotter	Hino, Isuzu Elf
	1108 L 1108 R	Mirror head, 187 x 150, 3 hole mount	Left Right	Convex	Toyota Landcruiser
	1109	Mirror head, 162 x 125, 2 hole mount	Right	Convex	Mitsubishi L 300
	1110	Mirror head, 162 x 125, 2 hole mount	Left	Convex	Mitsubishi L 300
	1112	Mirror head, 210 x 150, 2 hole mount	Uni	Convex	Nissan, Isuzu
	1150	Mirror head, 185 x 150, 17mm ball mount	Uni	Convex	Toyota Hiace
	1152 L 1152 R	Mirror head, 168 x 130 2 hole mount	Left Right	Convex	Toyota
	1153 L 1153 R	Mirror head, 162 x 115, 2 hole mount	Left Right	Flat	Toyota Hilux
	1154 L 1154 R	Mirror head, 205 x 150, 2 hole mount, black and chrome options.	Left Right	Flat	Toyota Landcruiser
	1155 L 1155 R	Mirror head, 160 x 115, 2 hole mount	Left Right	Flat	Toyota Hilux

	Part Number	Description	Side	Mirror Surface	Vehicle Application
	1201 L 1201 R	Mirror head, 180 x 123, 3 screw mount	Left Right	Convex	Mazda
	1202 L 1202 R	Mirror head, 180 x 135, 2 hole mount	Left Right	Convex	Mazda B1800 / B2000
	1204 L 1204 R	Mirror head, 180 x 135, 20mm ball mount	Left Right	Convex	Nissan
	1205 L 1205 R	Mirror head, 195 x 150, 3 hole mount	Left Right	Flat	Isuzu
	1208 L 1208 R	Mirror head, 225 x 175, 3 screw mount	Left Right	Convex	Toyota Hiace
	1209 L 1209 R	Mirror head, 198 x 156, 3 screw mount	Left Right	Convex	Nissan
	1210 L 1210 R	Mirror head, 185 x 128, 2 hole mount	Left Right	Flat	Toyota Hilux
	1211 L 1211 R	Mirror head, 180 x 120 3 screw mount	Left Right	Convex	Toyota Hilux
	1220 L 1220 R	Mirror head, 180 x 155, 3 screw mount	Left Right	Convex	Mitsubishi Pajero
	1222 L 1222 R	Mirror head, 190 x 145, 3 screw mount	Left Right	Flat	Mitsubishi L200

Mirrors




	Part Number	Description	Side	Mirror Surface	Vehicle Application
	1230 L 1230 R	Mirror head, 160 x 140, 3 screw mount	Left Right	Convex	Toyota Hilux
	1231 L 1231 R	Mirror head, 182 x 160, 3 screw mount	Left Right	Convex	Toyota Hilux
	1240 L	Mirror head, 190 x 150, 22mm ball mount	Left	Convex	Toyota Hiace
	1241 R	Mirror head, 190 x 150, 3 screw mount	Right	Convex	Toyota Hiace
	1251	West coast type mirror, 250 x 125, Mounting brackets included	Uni	Flat	
	1254 L 1254 R	Mirror head, 210 x 155, 3 hole mount	Left Right	Convex / Flat	Ford Transit
	1256L 1256R	Mirror head, 210x165 3 screw mount	Left Right	Convex	Toyota Hilux 05>
	1258L 1258R	Mirror head, 220x170 3 screw mount	Left Right	Convex	Toyota Hiace 05>
	1260-95mm 1261-75mm 1262-50mm	Spotter mirror head, adhesive backing 3 sizes diameter	Uni	Convex Spotter	
	1340	Shatterproof mirror, 205 x 150mm, 10-16mm arm mount	Uni	Convex Shatter- proof	

	Part Number	Description	Side	Mirror Surface	Vehicle Application
	1342	Shatterproof mirror, 305 x 205mm, 16-24mm arm mount	Uni	Convex Shatter- proof	
	1344	Shatterproof mirror, 380 x 180mm, 14-30mm arm mount	Uni	Convex Shatter- proof	

	Part Number	Description	Side	Mirror Surface	Mirror Glass Part Number
	1503 1504	Mirror head, 183 x 131, 10-16mm arms	Uni	Convex Flat	1404
	1505 1506	Mirror head, 183 x 131, 13-16mm arm mount	Uni	Convex Flat	1404
	1510 1512	Mirror head, 252 x 168 10-16mm arm mount	Uni	Convex Flat	1412 1414
	1511 1513	Mirror head, 252 x 168, 2 hole mount	Uni	Convex Flat	
	1521 1522 - heated	Mirror head, 252 x 168, 16-22mm arm mount	Uni	Convex	1412
	1523	Mirror Head 240 x 155 very wide angle, could be spotter 16-28mm arm	Uni	Convex	
	1524 1524C	Mirror head, 260 x 160, 10-16mm arm mount	Uni	Flat Convex	1417 1418
	1525 1527	Mirror head, 260 x 160, 13-16mm arm mount	Uni	Convex Flat	1417 1418

	Part Number	Description	Side	Mirror Surface	Mirror Glass Part Number
	1537	Mirror head, 295 x 214, 16-20mm arm mount	Uni	Convex	
	1539	Mirror head, 318 x 220, 16-22mm arm mount	Uni	Convex	1434
	1540			Flat	1432
	1547	Mirror head, 331 x 238, 16-20mm arm mount	Uni	Convex	
	1555	Mirror head, 412 x 255, 16-22mm arm mount	Uni	Convex	1444
	1557	Mirror head, 383 x 193, 16-28mm arm mount	Uni	Convex	1446
	1559			Flat	1448
				Flat heated	1449 heated
	1561	Mirror head, 425 x 230, 16-28mm arm mount	Uni	Convex	1450
	1562 - heated				1451 heated
	1563	Mirror head, 445 x 207, 16-22mm arm mount	Uni	Convex	1453
	1564 - heated				
	1567	Mirror head, 443 x 214, 16-22mm arm mount	Uni	Convex	
	1568 - heated			Convex heated	
	1569			Flat	
	1578 - electric	Mirror head, 400 x 210, 16-28mm arm mount, 2 piece mirror, 24 volt heated, Electric adjustment option	Uni	Flat	
	1580			Convex	
	1579 - electric				
	1581				
	1584	Mirror head, 400 x 210, 16-28mm arm mount, 24 volt heated, electric adjustment	Uni	Flat	
	1585			Convex	

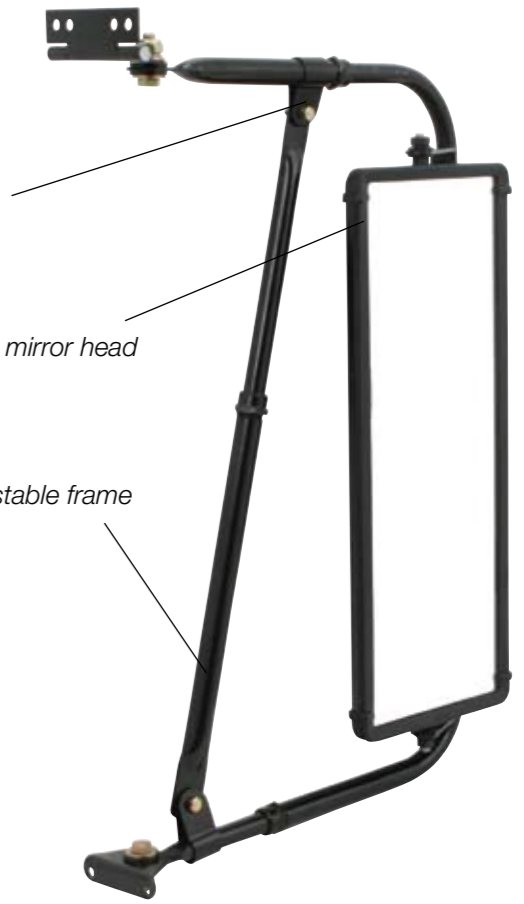
	Part Number	Description	Side	Mirror Surface	Mirror Glass Part Number
	1594	Spotter mirror, 315 x 250, 10-20mm arm mount	Uni	Convex Spotter	
	1704	Mirror head, 150 x 110, L bracket and clamps for many mounting options	Uni	Convex Spotter	
	1740	European type Mirror head, 415 x 225, 14-20mm arm mount	Uni	Flat	1885
	1741			Convex	1886
	1756	Mirror head, arm and door support kit, 232 x 152mm head. High quality brackets to mount onto a flat door	Uni	Flat	
	1760	Stick on Spotter mirror, 50mm diameter, self adhesive	Uni	Convex Spotter	
	1764	Universal towing mirror, 127 x 190mm, straps on to existing mirror	Uni	Flat	
	1765	Universal Towing mirror assembly, 232 x 152mm, heavy duty adjustable mount	Uni	Flat	
	1781	Universal off road style Mirror head, 217 x 140mm, 2 hole mount, ideal for light commercial vehicles	Uni	Flat	
	1783	Mirror head, 232 x 152mm, threaded stud mount suits 1756	Uni	Flat	
	1794	Mirror head, 430 x 200, 19mm arm mount	Uni	Flat	

	Part Number	Description	Side	Mirror Surface	
	1820	2 piece Mirror head, 430 x 200mm, flat and convex glass, 19mm arm mount	LH	Flat and Convex	
	1821		RH		
	1830	2 piece mirror head, 430 x 200mm, flat and convex glass, 19mm arm mount. 12 volt heated	LH	Flat and Convex	
	1831		RH		
	1832		2 piece mirror head, 430 x 200mm, flat and convex glass, 19mm arm mount. 24 volt heated		LH
	1833				RH
	1871	Mirror head, 282 x 174mm, 10-22mm arm mount	Uni	Convex	
	1872		Flat		
	1873	Mirror head, 195 x 143mm, 16mm arm mount	Uni	Convex	
	1875		Flat		
	1874	Mirror head, 195 x 143mm, 10-22mm arm mount	Uni	Convex	
	1876		Flat		
	1877	Mirror head, 263 x 160mm, 16mm arm mount	Uni	Convex	
	1878		Flat		
	1879	Mirror head, 263 x 160mm, 10-22mm arm mount	Uni	Flat	
	1881		Convex		

Galvanized, long life arm

Easy to mount mirror head








Fully adjustable frame



WEST COAST MIRRORS

Transquip's West Coast mirror system is truly adaptable and enables you to mount a range of large mirrors on many vehicles. They have:

- Flat glass options for a true reflection.
- Secure, swivel attachments at the top and bottom of the mirror.
- Adjustable arms to take a range of mirror sizes and styles.
- Galvanized black powder coated arms that are very long life.

	Part Number	Description	Side	Mirror Surface	Mirror Glass Part Number
	1710	West Coast Mirror head, 463 x 163mm, Black finish	Uni	Flat	1745
	1712	West Coast Mirror head, 418 x 163mm, Black finish	Uni	Flat	1746
	1713	West Coast Mirror head, 379 x 163mm, Black finish	Uni	Flat	
	1718	West Coast Mirror head, 410 x 185mm, Chrome finish. Flat and convex glass both in one mirror	Uni	Flat and Convex	
	1720	West Coast mirror frame, Adjusts from 635 to 430mm height.	Uni		
	1721	West Coast Mirror frame, Adjusts from 490 to 635mm height.	Uni		
	1722	West Coast Mirror frame, Adjusts from 430 to 635mm height.	Uni		




MIRROR ARMS

Our rotational arms let you mount your mirrors where you need them. We have a range of universal mirror arms that fit numerous mirror heads and have different mounting options available.

	Part Number	Description	Side	Arm diameter
	1350	Universal fitting mirror arm, 3 hole mount base.	Uni	16mm Ø
	1617	Universal fitting mirror arm, 2 hole mount base.	Uni	16mm Ø
	1725	Heavy duty universal fitting mirror arm, 90 degree bend, 4 hole mount base.	Uni	16mm Ø

Stick-on element keeps your mirror clear

Easy to install and durable in many conditions




MIRROR HEATING ELEMENTS

These stick-on heating elements enable you to keep your mirror clear and lower the risk of accidents. They are simple to install and come in a range of sizes and voltage options... they make driving easier.

	Part Number	Description	Voltage
	1632	Mirror heater element, 277 x 167mm	24 volt
	1650-12 1650-24	Mirror heater element, 277 x 127mm	12 volt 24 volt
	1651-12 1651-24	Mirror heater element, 307 x 167mm	12 volt 24 volt
	1652-24	Mirror heater element, 382 x 167mm	24 volt
	1658	Plug and lead for some heated mirrors.	
	1750	Mirror heater element, 318 x 133mm	Dual voltage, 12 and 24
	1751	Mirror heater element, 390 x 192mm	24 volt

Wide-angle vision

Tough acrylic material



SECURITY MIRRORS

Our wide-angle mirrors are very versatile, with these you can:

- Keep an eye on what's going on in the back of your vehicle...or stop theft in your store.
- Easily manoeuvre tight corners, with a wide angle view mirror to eliminate blind spots.

They come in a range of sizes and styles. If you don't know what you need, give us a call and we'll quickly tell you over the phone.

	Part Number	Description
	18020J	300mm Security acrylic mirror
	18038J	450mm Security acrylic mirror
	18056J	600mm Security acrylic mirror
	18072J	760mm Security acrylic mirror
	18108J	900mm Security acrylic mirror
	18112J	1200mm Security acrylic mirror
	1989	J bracket to mount Security mirrors, 21mm diameter tube.